





Monthly Assessment Report  
**Park City Dental Care**  
February 2005

Table Of Contents





---

---

<b>PRACTICE PRODUCTIVITY</b>	<u>Page</u>	<u>Comments</u>
 Days Worked	2	
 Office Production	3	
 Departmental Production	4	
 Individual Provider Production	5	





---

---

<b>PRACTICE FINANCIALS</b>	<u>Page</u>	<u>Comments</u>
 Monthly Collections	6	
 YTD Collections	6	
 Collections as % of Production	7	
 Accounts Receivable	8	




---

---

<b>PRACTICE GROWTH</b>	<u>Page</u>	<u>Comments</u>
 New Patients by Month	9	
 YTD New Patients	9	
 Sources of New Patients	10	
 Value/ROI for New Patients	11	

---

---

<b>PRACTICE PROFITABILITY</b>	<u>Page</u>	<u>Comments</u>
 Write-Offs	12	
 Expenses	13	
 Overhead	14	
 Profitability	14	